


5 STEPS - How to Make a Spelling eMentor Shortcut on your iPhone 6

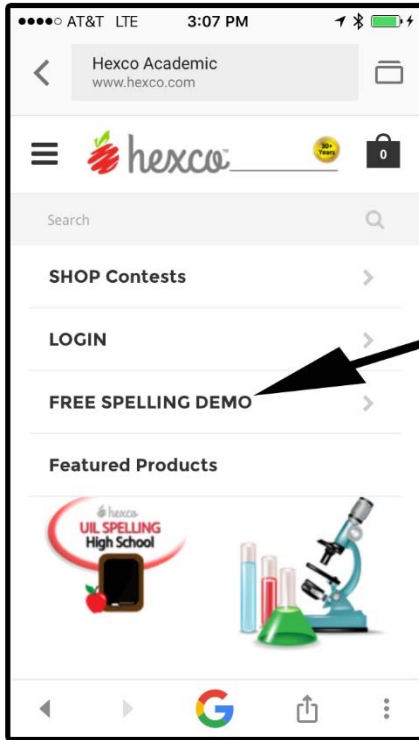
Must use Safari as a browser. We recommend a PC or Mac computer for faster study and do not guarantee any phone or small device compatibility as this is not an app, but rather a browser-based study method. Please try our Free Demo on all devices that you plan on using to study *before* you buy as Hexco's Spelling eMentors are non-refundable.



**Open
in Safari**

**How to
make a
shortcut
STEP 1**

**go to
www.hexco.com**



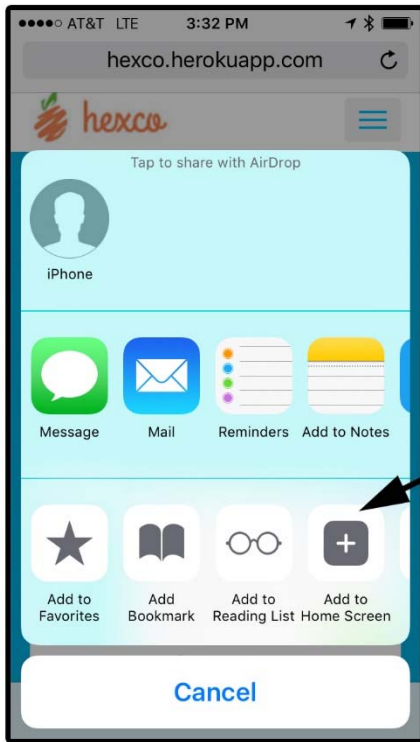
**How to
make a
shortcut
STEP 2**

**Choose
Free
Spelling
Demo**



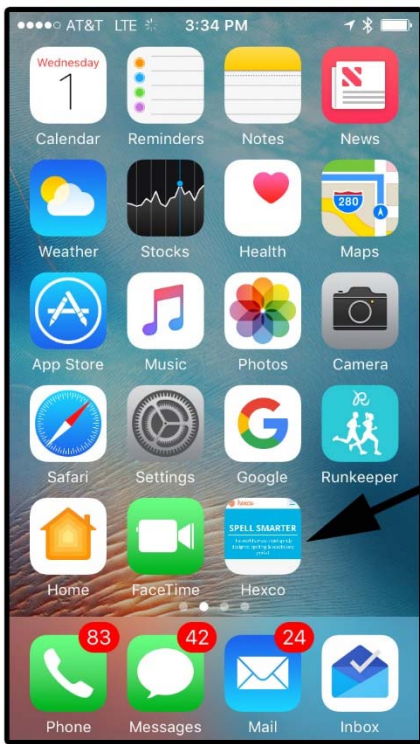
**How to
make a
shortcut
STEP 3**

**Touch bottom
of screen to
get this gray
bar to pop up.
Then click this
square icon
with an arrow
pointing up.**



**How to
make a
shortcut
STEP 4**

**Choose
“Add to
Home
Screen”**



**How to
make a
shortcut
STEP 5**

**Look for
icon on
your
phone**